

# 2021 September quarter market outcomes and tracking against estimates



## Market outcomes

	Year to date 2021 results	Year on year change	2021 estimate	Tracking towards 2021 estimate
ACCUs issued	13.6m	▲ 25%	17m	✓
Renewable capacity installed - LRET	1.2GW	▼ 57%	2-2.5GW	✓
Renewable capacity installed - SRES	2.3GW	▲ 10%	3-4GW	✓



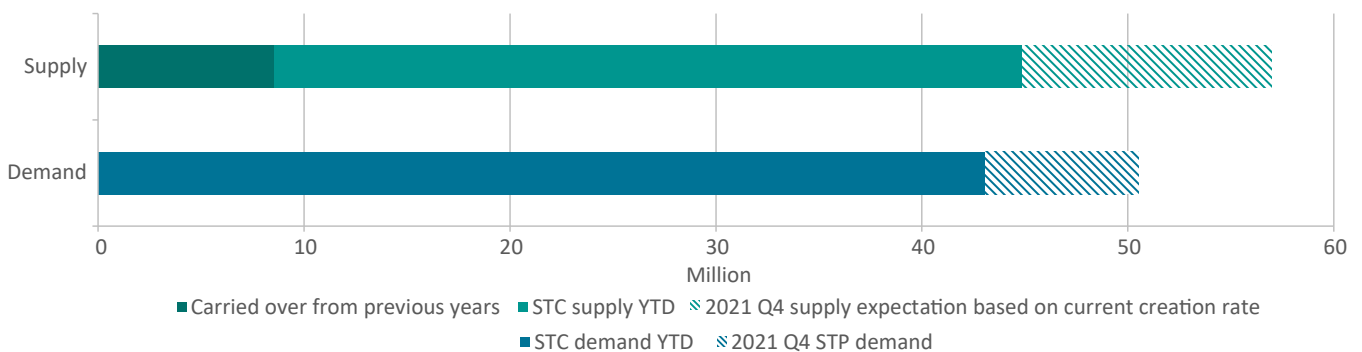
## Voluntary ambition

	Year to date 2021 results	Year on year change	2021 estimate	Tracking towards 2021 estimate
Voluntary surrender (domestic unit) - ACCUs	622,000	▲ 16%	1.0m	✓
Voluntary surrender (domestic unit) - LGCs	4.3m	▲ 10%	5.0m	✓
Voluntary surrender (international unit) - CERs	8.7m	▲ 104%		

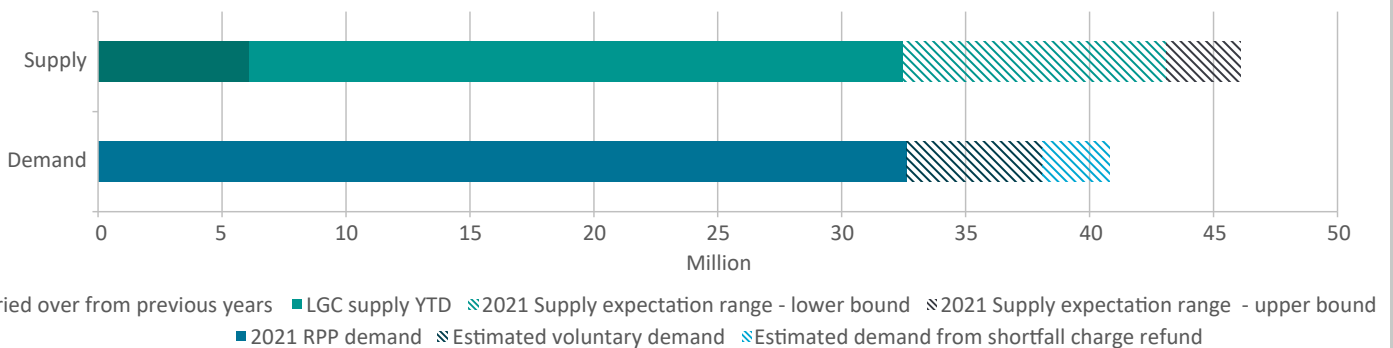


## Tracking market dynamics

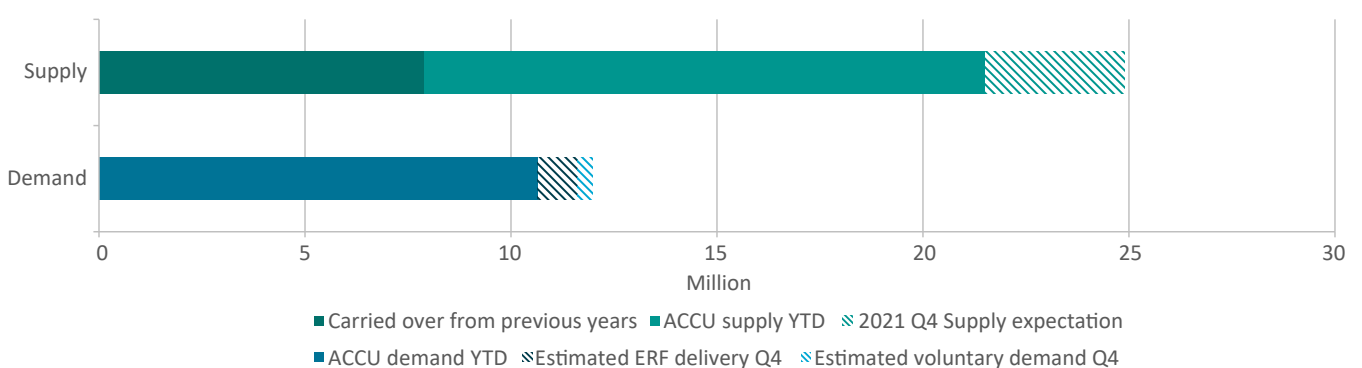
### 2021 STC market



### 2021 LGC market



### 2021 ACCU market



#### LIST OF ACRONYMS

<b>ACCU</b>	AUSTRALIAN CARBON CREDIT UNIT	<b>RPP</b>	RENEWABLE POWER PERCENTAGE
<b>CER</b>	CERTIFIED EMISSION REDUCTION UNIT	<b>SRES</b>	SMALL-SCALE RENEWABLE ENERGY SCHEME
<b>LGC</b>	LARGE-SCALE GENERATION CERTIFICATE	<b>STC</b>	SMALL-SCALE TECHNOLOGY CERTIFICATE
<b>LRET</b>	LARGE-SCALE RENEWABLE ENERGY TARGET	<b>STP</b>	SMALL-SCALE TECHNOLOGY PERCENTAGE